


ATLC CONNECTOR

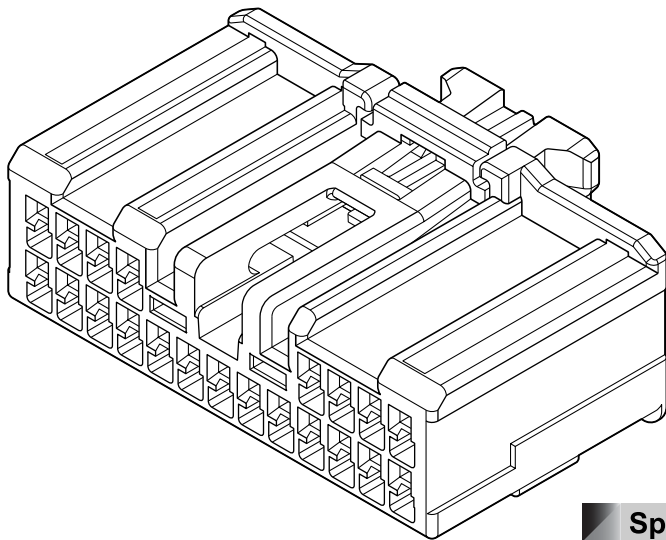
Board-to-wire



21 Circuits 0.64 Unsealed Connector system with CPA.
Ultra low profile design.

Features

- 21 circuits: 0.64 Unsealed Connector
- CPA (Connector Position Assurance) Design
- Key option is available.
- High Temperature Resistance

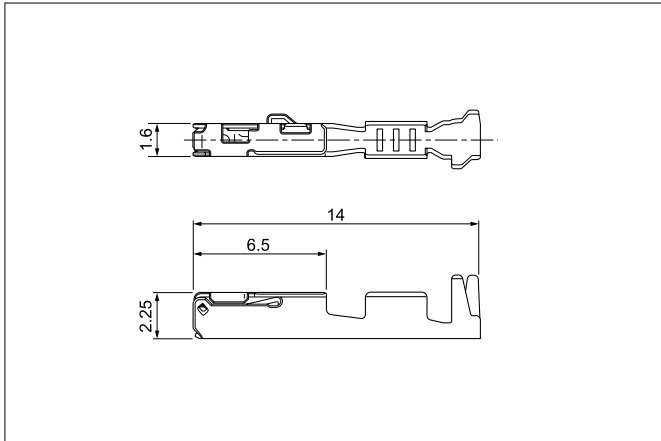


Specifications

- Current rating: 5 AAC, DC max.
- Voltage rating: 14 V AC, DC
- Temperature range: -40°C to +125°C
(including temperature rise in applying electrical current)
- Contact resistance: Initial value/ 15 mΩ max.
After environmental tests/ 15 mΩ max.
- Insulation resistance: 100 MΩ min.
- Withstanding voltage: 1,000 VAC/minute
- Applicable wire: FLR2X
0.35 mm² to 0.75 mm²

- * Compliant with ELV/RoHS.
- * Contact JST for details.

Female terminal

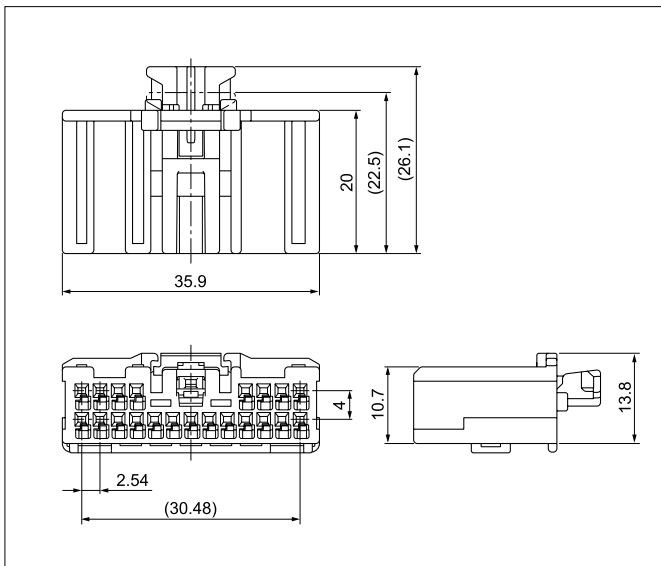


Model No.	Applicable wire range		Q'ty/reel
	Conductor (mm ²)	Insulation O.D. (mm)	
①SAIT-A03T-M064	0.35 to 0.5	≤1.9	6,500
①SAIT-A02T-M064	0.75	≤1.9	6,500
②SAIT-A03GF-M064	0.35 to 0.5	≤1.9	6,500
②SAIT-A02GF-M064	0.75	≤1.9	6,500

Material and Finish

copper alloy, tin-plated (reflow treatment)
whopper alloy, nickel-undercoated, Contact area; gold-plated
Barrel area; tin-plated

Female connector



Circuits	Model No.	Q'ty/box	Housing Color	TPA and CPA Color
21	ATLCPB-21-2AY	1,500	Yellow	Black
	ATLCPB-21-2BH	1,500	Gray	Natural

Material and Finish

Housing: PBT
TPA: Glass-filled PBT
CPA: Glass-filled PBT

Crimping machine, Applicator

Strip terminal	Crimping machine	Crimp applicator MKS-L	
		Dies	Crimp applicator with dies
SAIT-A03()-M064	AP-K2N	MK/SAIT-A03-064	APLMK SAIT-A03-064
SAIT-A02()-M064		MK/SAIT-A02-064	APLMK SAIT-A02-064

Note: When crimping operation is conducted using an applicator and die set other than the above, JST cannot guarantee the performance of the terminal.